

UMB Guest Wireless Access

UMB Guest Wireless Access is for individuals visiting the UMB Campus and require temporary Internet access. If you have a UMB ID, please use the Eduroam Wireless Network for a faster and longer connection. The UMB Guest Wireless access is only valid for 1 day, forcing your credentials to expire and the need to recreate each time.

Getting started, please follow the steps below.

Connecting:

From any device go to your wireless settings (Windows, Mac, iPhone/iPad, and Android):


Windows 10:

Select the **Network**  or  icon in the notification area.


Mac:

Click the Wi-Fi icon ( or ) in the menu bar.


iPhone/iPad:

From your Home screen, go to  **Settings > Wi-Fi**

Android:

Swipe down to access your **Quick Settings** and tap on  to turn on your **Wi-Fi** settings

Then Select



Your default web browser should open to a page that looks like the image below. If it does not you can manually open your web browser and try any website and you should be redirected to the page below. Select "Create Account".

Sign On

Welcome to the **UMB Guest** network. If you are a new user, please scroll down to the "**Create an account**" link at the bottom of the page. Accounts expire after 1 day and will need to be recreated using the same steps as a new user.

If you already created an account, please sign in with your email address and password provided to you after you created an account.

User Name:

Password:

[Change Password?](#)

I agree to the terms and conditions

[Log In](#)

[Create an account](#)

[Contact Support](#)

Input an email address such as your personal one such as **@Outlook, @Gmail, @Yahoo.**

Create Account

Provide us with some information so we can create an account for you.

Email address*

[Register](#)


[Cancel](#)

[Contact Support](#)

Account Created
Please use the following information to sign on to the network. An email has also been sent to the email address you provided with this information in case you would like to change your password or have other devices you need to connect.

User Name: test1234@yahoo.com
Password:
Email: test1234@yahoo.com

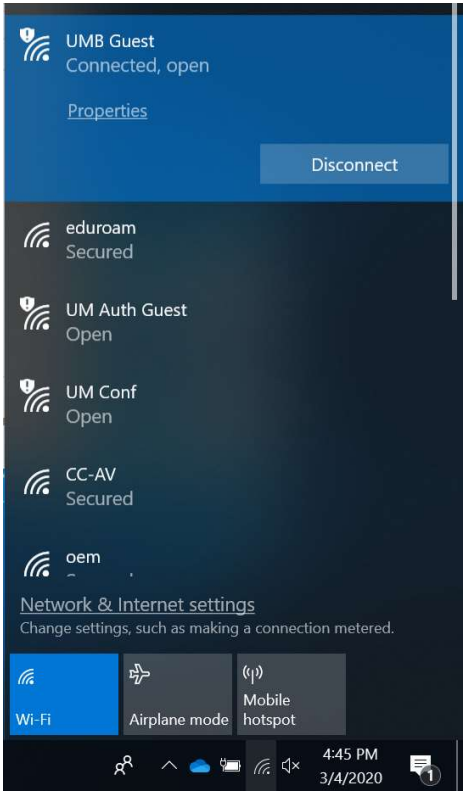
[Sign On](#)



[Contact Support](#)

Success
You now have Internet access through this network.

[Contact Support](#)



You have now successfully connected.