


Fueling Instructions Using Prokee:

Just 6 Easy Steps!



Step 1: Insert Prokee
(Notch facing up)




Step 2: Enter your
odometer reading




Step 3: Enter
your PIN #



Step 4: Select the
proper pump #



Step 5: Turn on pump
and dispense fuel



Step 6: When finished,
replace nozzle and
remove your prokee



Separate Prokees will be provided for fueling off-road vehicles and fuel containers.

If you have any questions on these procedures, or should any other issue arise,
Call 1-888-235-4271 for assistance.

**Proud Fuel Provider for
the State of Maryland**